



---

**Type: ASK/OOK Super-Heterodyne Receiver Module**


**Model: CY08-V1.1**

---

### Description:

The CY08-V1.1 is a ASK/OOK compatible super heterodyne wireless receiving module with high performance for ISM frequency band. With the adoption of European brand RF wireless data transferring/receiver chipsets. The model has a high receiving sensitivity and strong ability of resisting. From wireless signal input to data output can be done without any electrical circuit. User only use extra simple data decode circuit can achieve wireless products development.

The CY08-V1.1 is a commercial level version



### Order Information:

Model NO.	Frequency
CY08-V1.1-315	315 MHz
CY08-V1.1-433	433.92 MHz
CY08-V1.1-868	868.35 MHz

### Features:

- Frequency: 315MHz/433.92MHz/868.35MHz (custom frequency is available);
- High sensitivity -110dBm@433.92, -107dBm@868.35 1kbps BER10E-2;
- Supply voltage: VCC= 3.6 to 5.5 V @315/433M, VCC= 4.5 to 5.5 V @868M;
- IF band: 230KHz @315/433M, 200KHz @868M;
- Low power consumption: 4.8mA @315M, 6mA @433.92M, 13mA @868.35M;
- Excellent selectivity and noise rejection;

## Application

- Remote gate controls
- Remote keyless entry
- Car alarm systems
- Wireless security systems
- Automation systems

## Pin Description

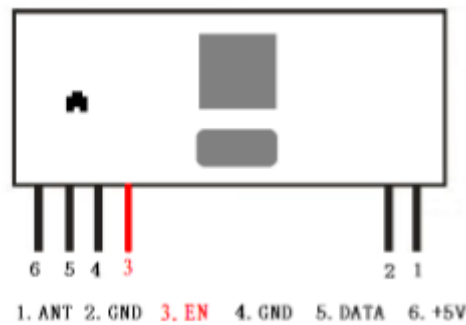


Figure1 CY08-V1.1 Shape & Pins

**Please note:** CY08-V1.1 is come with standard 5 PINs (without the red colored pin). Please notify us if you would like 6PINs.

Pin Name	Pin Definition
<b>ANT</b>	Antenna In
<b>GND</b>	Connect to negative power supply
<b>EN</b>	Optional output: 1.Empty(Default Setting ); 2.Battery saving mode(shut down): (Working mode in low level input) (Sleeping mode in high level input )
<b>GND</b>	Connect to negative power supply
<b>DATA</b>	Data Output
<b>VDD</b>	Positive Supply Power

**Note 1:** ANT pin is a 50 ohm antenna input. The length is about:



23cm for 315MHz  
17cm for 433.92MHz  
8.5cm for 868.35MHz

## Electrical Characteristics:

Condition: Ta=25°C Vcc=5.0V Frequency=315MHz

Parameter	Specification			Unit	Condition
	Min.	Typ.	Max.		
Frequency Range	314.90	315	315.10	MHz	Others available
Receiver Sensitivity		-110		dBm	BER=10E-2
Data Rate	0.58	1.2	4.8	Kbps	Manchester code
Supply Voltage, VDD	3.6	5.0	5.5	V	DC
Current	4.8		6.2	mA	
Operating Temperature	-20		70	°C	

Condition: Ta=25°C Vcc=5.0V Frequency=433.92MHz

Parameter	Specification			Unit	Condition
	Min.	Typ.	Max.		
Frequency Range	433.82	433.92	434.02	MHz	Others available
Receiver Sensitivity		-110		dBm	BER=10E-2
Data Rate	0.58	1.2	9.6	Kbps	Manchester code
Supply Voltage, VDD	3.6	5.0	5.5	V	DC
Current	4.8		6.2	mA	
Operating Temperature	-20		70	°C	

Condition: Ta=25°C Vcc=5.0V Frequency=868.35MHz

Parameter	Specification			Unit	Condition
	Min.	Typ.	Max.		
Frequency Range	868.25	868.35	868.45	MHz	Others available
Modulation		ASK			
Receiver Sensitivity		-107		dBm	BER=10E-2
Data Rate	0.58	1.2	4.8	Kbps	Manchester code
Supply Voltage, VDD	4.5	5.0	5.5	V	DC
Current		13		mA	
Operating Temperature	-20		70	°C	



**Mechanical Size: (Unit: MM)**

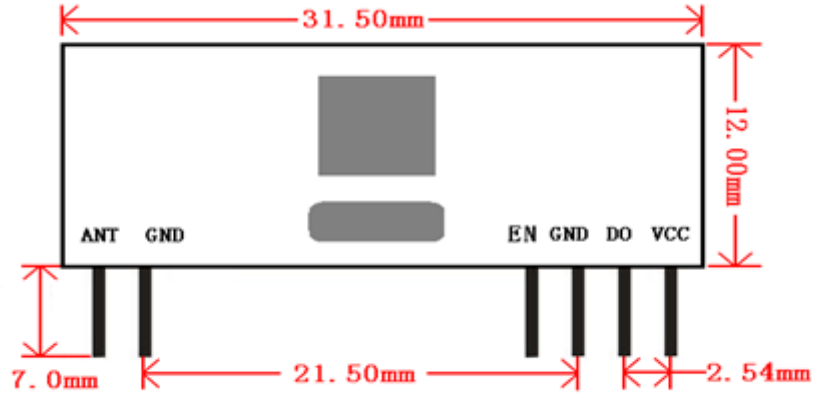


Figure2 CY08-V1.1 Dimension

For more information and assistance, please contact us as follows:

CY WIRELESS TECHNOLOGY LIMITED

Add: 1407, Block C, Tairan Building, 8th Tairan Road, Futian District,

Shenzhen, Guangdong Province, China

Website: [www.rficy.com](http://www.rficy.com)

Email: [info@rficy.com](mailto:info@rficy.com)